



**endoscopy
support
services, inc.**



Equine Mobile Veterinary



VHP-1315 HD All-In-One Portable USB System

- 1920*1080dpi HD Image Quality Touchscreen
- Rechargeable Li-Ion Battery-Powered
- High-intensity LED light source with Air Pump
- MS Windows® Based hardware: *runs like a laptop!*
- Pre-Loaded with iCap® Software
- SDI & DVI video outputs for external monitor
- CAT 5 LAN for Network/Internet connection
- 6x USB-A Connections for devices
- Includes cordless Keyboard & Mouse (not pictured)



VHP-1315 with iCap® and GU-160H USB Videoscope



MODEL No.	DIAMETER	WORKING LENGTH	BIOPSY CHANNEL	RANGE OF BENDING	
GU-160H	6.8mm	150cm	2.2mm	Up: 210° Down: 130°	Left/Right: 100°
GU-170HQ	8.0mm	150cm	2.8mm	Up: 180° Down: 130°	Left/Right: 100°
GU-190HL	9.2mm	300cm	2.8mm	Up: 210° Down: 130°	Left/Right: 100°
GU-1B0H-350	11.5mm	350cm	3.2mm	Up/Down: 180°	Left/Right: 160°



GU-1B0H-350 USB Videoscope with optional ESS-L3SA/O LED light source w/Air on a laptop running CloudEndo™

endoscopy.com/VetUSB

Portable Videoscopy

An 'In-&Out' Trackside Scope

This scope comes with a
1 Year Warranty
on Parts and Labor

- **Battery-Operated**
- Working Length: 1500mm (150cm)
- Diameter: 9.0mm
- Instrument Channel: 2.8mm
- Screen Viewing Size: 2.95in. (7.5cm)
- Bending Range:
 - Up: 210°/Down: 90°
 - Right/Left: 100°



endoscopy.com/MVE-9215

ESS Brand, Custom-Made TRACK-CASE



**Take your
Equipment
anywhere!**

Built with a system from
ESS, or custom-made
for your existing equipment



endoscopy.com/TrackCase



190 HD Endoscopy System

The 190 Series EVIS EXERA III delivers high-definition imaging for the best view of your subject. Narrow-Band Imaging (NBI) highlights blood vessels so you can see the most minute irritations and bleeding areas. The CLV-190 light source is fully connected to the CV-190 processor so the need for a video connecting "pigtail" with 190-series endoscopes is no longer needed. CV-190 had a connection slot for a video connector to use pre-190 Olympus videoscopes with the system. One (1) year manufacturer's warranty.



EVIS EXERA III COLONOVIDEOSCOPE PCF-PH190L/I

The EVIS EXERA III PCF-PH190L colonovideoscope delivers HDTV image quality and Narrow Band Imaging (NBI) for enhanced visualization in an ultra-slim scope. An outer diameter of only 9.7 mm along with Responsive Insertion Technology (RIT) helps ease insertion.



EVIS EXERA III GASTROINTESTINAL VIDEOSCOPE GIF-H190

OLYMPUS® GIF-H190 EVIS EXERA III High-Definition, Narrow-Band Imaging compatible, video gastroscope with full screen HDTV image, forward water jet function.
Specifications: 140° field of view; **Angulation:** Up:210°, Down:90°, Right & Left:100°; **Outer diameter:** 9.2mm; **Working Length:** 103cm; **Instrument Channel Diameter:** 2.8mm



EVIS EXERA II

EVIS EXERA II (EXERA III) OTV-S7Pro-H-HD-12E Camera Head

OTV S7 Pro Camera Head for adapting Rigid Endoscopes and flexible fiberscopes with standard rigid-style eyecups to OLYMPUS® CV-180 and CV-190 video processors. High-Resolution 1080i HD output for incredibly sharp imaging. Three (3) programmable buttons for frequently used functions such as digital zoom and image capture.

FULLY AUTOCLAVABLE for easy sterilization



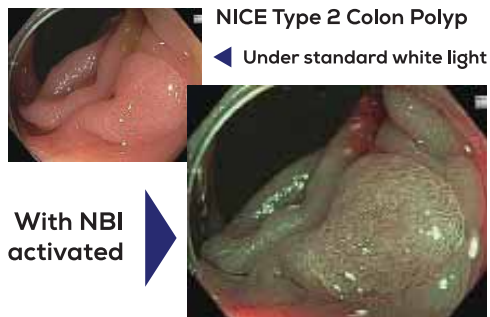
We Build Custom 350cm HD Equine Gastrosopes

- 190 & 180 Series Products
- Custom-length Videoscopes
- Works just like their original, but at 350 cm (3.5-Meter) length for equine/large animal use



NBI Narrow Band Imaging

Enhances view of vessels



SonoScape

Veterinary Video Endoscopy System



V-2000 Processor/Light Source

- Bright LED lighting system
- Touch-screen operation
- Single-connection for Videoscopes
- Optional Rigid Camera attachment
- Video & Still image capture to USB thumbdrive

V-Series Videoscopes

- High-definition video image
- Easy, single connect
- 4-way articulation
- Air/Water & Suction capable
- On-scope operation buttons
- Soakable connector
(no protective soaking cap needed)

**5 Year Manufacturer
Service Contract**
Exclusively through ESS, Inc.




SKU#: SSV-V-10S

Model V-10S Videoscope: 5.4mm Insertion Tube diameter, 110cm (1100mm) Working Length, 2.2mm Biopsy Channel (use 1.8mm diameter instruments)



SonoScape Camera Head with Focal Lens (19-38mm)


SonoScape Camera Head with focal lens 19-38mm - 60fps full HD image, CMOS image sensor, Standard C-Mount (rigid eyecup endoscopes).



SKU#: SSV-V-10M

Model V-10M Videoscope: 9.0mm Insertion Tube diameter, 150cm (1500mm) Working Length, 2.8mm Biopsy Channel (use up to 2.5mm diameter instruments)

Attaches to the SonoScape V-2000 processor. Requires a separate light guide for light delivery (sold separately).



SKU#: SSV-V-10L

Model V-10L Large Animal Videoscope: 12.0mm Insertion Tube diameter, 330cm (3300mm) Working Length, 3.8mm Biopsy Channel (use up to 3.4mm diameter instruments)



**SKU#:
SSV-10-110-201V**



endoscopy.com/SonoVet

AVC-1 HD Videoscopy System



LCD Touchscreen



Digital Zoom



Hemoglobin Enhancement (HbE)



High-Definition
Clear image
quality

HD AVC-1 Videoscopes



140°
Field of View

Water-proof
Connector
for easier
cleaning and
sterilizing



Lightweight
for less operational
fatigue



Model HD-VGS-15 HD Videoscope

- 8.0mm outer diameter
- 150cm working length
- 2.8mm biopsy channel
- 4-way articulation

Model HD-VGB-35 HD Videoscope

- 12.8mm outer diameter
- 350cm working length
- 3.7mm biopsy channel
- 4-way articulation

Make your AVC-1
system mobile with a
TRACK-CASE



Get the iCap®
software or
a laptop with
iCap®
pre-installed



OR-100

All-in-one Veterinary HD Endoscopy System

For Small and Large Animal Applications
For both Flexible and Rigid Endoscopy

High Definition

HD Videoscopes

- VET-FHD15 (150cm x 9.8mm)
- VET-FHD33 (330cm x 9.8mm)
- VET-FHD35 (350cm x 12.8mm)






SPiTZ[®]
VET CARE

- Oscopes, Cystoscopes, Ureterscopes
- Arthroscopes, Sheaths & Instruments
- Veterinary Shaver System
- Arthroscopy Pumps
- Laparoscopes, Sheaths & Instruments
- Veterinary Insufflators
- HD/4K Video Camera Systems
- LED Daylight-Quality Light Sources

and much more!



endoscopy.com/SPiTZ



SurgASSIST™

INSUFFLATOR & ELECTROSURGICAL GENERATOR



endoscopy.com/SurgASSIST

Streamline your operating room with the **SurgASSIST™ CO₂ Insufflator and Electrosurgical Generator Combination**, an innovative solution that brings CO₂ insufflation and electrosurgical capabilities together in a single, compact system.

Designed to enhance efficiency and save valuable space, the SurgASSIST™ delivers unmatched functionality with Biovision's hallmark ease of use. Its insufflation system is tailored for laparoscopic procedures, featuring crucial tools like the over- and under-pressure level indicator for safety and a Patient Pressure Select switch that allows quick adjustments to operating CO₂ pressures. The integrated electrosurgical generator offers precise power adjustment and reliable performance for cutting and coagulating, all conveniently controlled through foot-switch activation. Whether performing everyday clinical tasks or advanced minimally invasive procedures, the SurgASSIST™ is engineered to meet your needs with simplicity, reliability, and maximum functionality.

Upgrade your clinical practice with this all-in-one solution and bring efficiency and precision to every procedure.

▶ ENDOSCOPY INSTRUMENTS ◀



The Ratigator

Combination Rat Tooth & Alligator Jaw versatile retriever

- TMS-1821RG (1.8mm x 210cm)
- TMS-2423RG (2.4mm x 240cm)
- TMS-2435RG (2.4mm x 350cm)
- TMS-2440RG (2.4mm x 400cm)



Hot Biopsy Snares

QGR-1180LC
Reusable Loop Snare with 3-3.5cm open size
2.3 mm O/D x 350 cm W/L

QGR-1181
Reusable Loop Snare with 3-3.5cm open size
2.3 mm O/D x 400 cm W/L



Jumbo Oval Loop Retrieval Snares

- F028: 1.8mm x 240cm
- F029: 2.4mm x 240cm

Jumbo 'Grabber' Loop Retrieval Snares

Jumbo loop snare with barbs for easier grip

- F048: 1.8mm x 240cm
- F049: 2.4mm x 240cm



Reusable Forceps & Graspers

- Autoclavable •

Available in 350 and 400cm lengths

- Oval Cup
- Ellipsoid Cup*
- Serrated Ellipsoid Cup*
- Alligator Jaw
- Rat Tooth Jaw

*Available with or without needle/spike



Cytology Brushes

Available in:
• 1.8mm x 200cm length
• 2.4mm x 230cm length



Aspiration Catheters

With Luer-Lock connectors

Available in 1.8mm to 2.4mm diameters and vary in length from 30cm to 350cm (custom lengths available upon request)



Guttural Pouch Probes

- GP-1818: 1.8mm x 180cm
- GP-2418: 2.4mm x 180cm
- GP-2422: 2.4mm x 220cm
- GP-2435C: 2.4mm x 350cm
- GP-2437: 2.4mm x 375cm



BAL Collection Traps

Branchioalveolar Lavage (BAL)
Veterinary Collection Traps

Clear plastic vials have clearly marked gradations in 1cc increments. The cap screws on securely & includes latex-free tubing and ID label.

The tubing will accommodate all suction catheters to become a universal trap.


Sold as a package of five (5) traps

▶ CLEANING & MAINTENANCE ◀



ATT-Series Airtight Leakage Testers

- Handheld design
- Easy to use
- Helps you protect your endoscopes
- Available with connectors for most popular brands, including OLYMPUS®, Pentax® Richard Wolf®, OPTIM® and STORZ®



Camera Drapes

SAVE TIME BETWEEN PROCEDURES

A practical alternative to sterilants. Plastic endoscopy camera head cover/drapes - 7" x 96"; case of 50



SIL-03b
15ml Silicone
Lubrication Oil



DTP-02

Distal End Protector & Flexible Scope Cleaning Sponge

Sold individually or as a box of 50



DCB Series
Disposable, dual-ended cleaning brushes in 10-packs

- DCB-1.72306: 1.7mm catheter for 2.0mm to 4.8mm channels 230cm length (end-to-end)



ESS Flexible Endoscope Tray

Designed by endoscopy nurses, flexible scopes can be safely coiled for complete immersion in disinfecting solution in its 20" round, 6" depth tray. The lift-off lid completely covers the tray, limiting fumes. Max temp is 185°F.

Made in the USA.



Companion Disinfecting Wipes
Sheet wipes with disinfectant that kills most viruses and bacteria on contact. 160 wipes/container.

Go online for the list of pathogens
Search for SKU#: NC-49090

More cleaning items on our webstore:



vet.endoscopy.com

CLOUD ENDO

REVOLUTIONIZING MEDICAL VIDEO & IMAGING

The Missing Link to PACS, DICOM, & Medical Video

www.cloudendo.com



Send DiCOM Imaging from:

- Video Endoscopy
- MRI & CT
- Digital X-Ray
- Video Microscopy
- Ultrasound

Share Securely to anyone's device:

- Desktop Computer
- Laptop Computer
- Tablet & Smartphone

Streamline Workflow

CloudEndo™ goes beyond image management with our integrated scheduling module and comprehensive Modality Worklist (MWL) functionality.

Seamlessly schedule appointments and effortlessly retrieve patient data, enabling a more efficient and organized workflow for your practice.

BENEFITS

- Smooth onboarding
- User-friendly interface
- Effortless data access
- High-quality video streaming
- Streamlined reporting
- Secure data storage
- Collaborative sharing
- Reliable support



- Capture still images and video
- **Writes DiCOM information for both!**
- Annotate images & generate reports
- **One-Click CloudEndo™ Archiving**



endoscopy.com/iCap8

Service Department

We repair everything we sell!

1-800-FIX-ENDO

(800-349-3636)

With 38 years of industry experience, ESS stands as the longest-standing and most reliable independent scope service provider, catering to customers globally. How can we assist you?



Save money, and keep your endoscopes at peak performance!

ScopePlus Service Contract

endoscopy.com/Service

Some of the repairs covered:

- Adjust/Replace Control Cables
- Unblock Air/Water Nozzle
- Replace Bending Rubber
- Replace Biopsy Channel
- Replace Light Guide

Save up to **50%** on the cost of a major repair!



**endoscopy
support
services, inc.**



best
Your source for everything endoscopy since 1989 TM

**3 Fallsview Lane • Brewster, NY
P: (845) 277-1700 • F: (845) 277-7300
E: sales@endoscopy.com**

Better Products for Better Medicine

endoscopy.com